






Breast Pump Comparison Chart

★ Aetna

	↑ UPGRADE	↑ UPGRADE	↑ UPGRADE	↑ UPGRADE	↑ UPGRADE						
											
BRAND	Elvie	Elvie	Motif	Spectra	Willow	Ameda	Lansinoh	Medela	Motif	Motif	Spectra
PUMP MODEL	<u>Pump</u>	<u>Stride</u>	<u>Luna with Battery</u>	<u>S1</u>	<u>Generation 3</u>	<u>Mya Joy</u>	<u>Smartpump 2.0</u>	<u>Pump In Style with MaxFlow</u>	<u>Luna</u>	<u>Duo</u>	<u>S2</u>
NOISE LEVEL	31.9 dB	N/A	43 dB	45 dB	N/A	45 dB	N/A	N/A	43 dB	43 dB	45 dB
SUCTION STRENGTH	220 mmHg	270 mmHg	280 mmHg	270 mmHg	245 mmHg	250 mmHg	250 mmHg	270 mmHg	280 mmHg	250 mmHg	270 mmHg
WARRANTY	2 yr hubs 90 day parts	2 yr hubs 90 day parts	2 yr motor 90 day parts	2 yr motor 90 day parts	1 yr Limited Warranty	2 yr Limited Warranty	1 yr motor 90 day parts	1 yr motor 90 day parts	2 yr motor 90 day parts	2 yr motor 90 day parts	2 yr motor 90 day parts
WEIGHT	1.05 lbs	1.2 lbs	2.3 lbs	3 lbs	< 1 lb	2.3 lbs	1.3 lbs	1.8 lbs	2.07 lbs	< 1 lb	3 lbs
UPGRADE OPTION	✓	✓	✓	✓	✓	✓	✓	✓	✓	✓	✓
CLOSED SYSTEM	✓	✓	✓	✓	✓	✓	✓	✓	✓	✓	✓
BATTERY POWER	✓	✓	✓	✓	✓	✓	✓	✓	✗	✓	✗
AUTO SHUTOFF	✓	✓	✓	✓	✓	✓	✓	✓	✓	✓	✓
LAST SETTING MEMORY	✓	✓	✓	✓	✓	✗	✓	✗	✓	✓	✓
BACKLIT DISPLAY	✗	✗	✓	✗	✗	✓	✓	✗	✓	✓	✗
DIGITAL DISPLAY	✗	✗	✓	✓	✗	✓	✓	✗	✓	✓	✓
BPA-FREE	✓	✓	✓	✓	✓	✓	✓	✓	✓	✓	✓

[QUALIFY NOW THROUGH INSURANCE >](#)