











Breast Pump Comparison Chart

	 UPGRADE	 UPGRADE	 UPGRADE							
BRAND	Motif	Elvie	Spectra	Lansinoh	Motif	Motif	Medela	Spectra	Evenflo	Ameda
MODEL	Luna with Battery	Stride	S1	Smartpump 2.0	Duo	Luna (non-battery)	Pump in Style with MaxFlow	S2	Double Electric	Mya Joy
WEIGHT	2.3 lbs	1.2 lbs	3 lbs	1.3 lbs	< 1 lb	2.07 lbs	1.8 lbs	3 lbs	1.05 lbs	.5 lbs
SUCTION STRENGTH	280 mmHg	270 mmHg	270 mmHg	250 mmHg	250 mmHg	280 mmHg	270 mmHg	270 mmHg	250 mmHg	250 mmHg
WARRANTY	1 yr. Motor 90 day parts	2 yr. Hubs 90 day parts	2 yr. Motor 90 day parts	1 yr. Motor 90 day parts	1 yr. Motor 90 day parts	1 yr. Motor 90 day parts	1 yr. Motor 90 day parts	2 yr. Motor 90 day parts	3 yr. Motor 90 day parts	2 yr. Limited Warranty
NOISE LEVEL	43 dB	N/A	45 dB	N/A	43 dB	43 dB	N/A	45 dB	N/A	45 dB
BATTERY POWER	✓	✓	✓	✓	✓	✗	✓	✗	✓	✓
CLOSED SYSTEM	✓	✓	✓	✓	✓	✓	✓	✓	✓	✓
AUTO-SHUTOFF	✓	✓	✓	✓	✓	✓	✓	✓	✓	✓
DIGITAL DISPLAY	✓	✗	✓	✓	✓	✓	✗	✓	✓	✓
BPA FREE	✓	✓	✓	✓	✓	✓	✓	✓	✓	✓
BACKLIT DISPLAY	✓	✗	✗	✓	✓	✓	✗	✗	✗	✓
LAST SETTING MEMORY	✓	✓	✓	✓	✓	✓	✗	✓	✗	✗