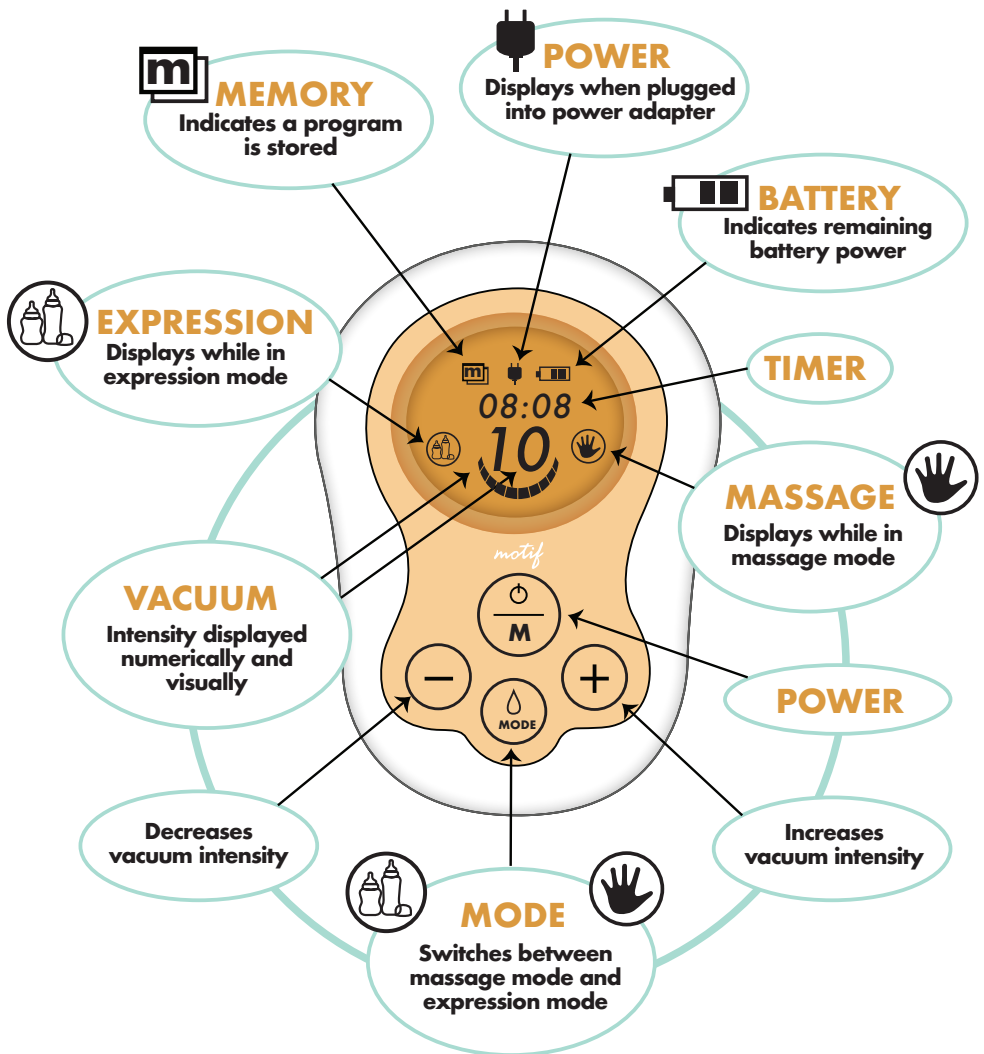


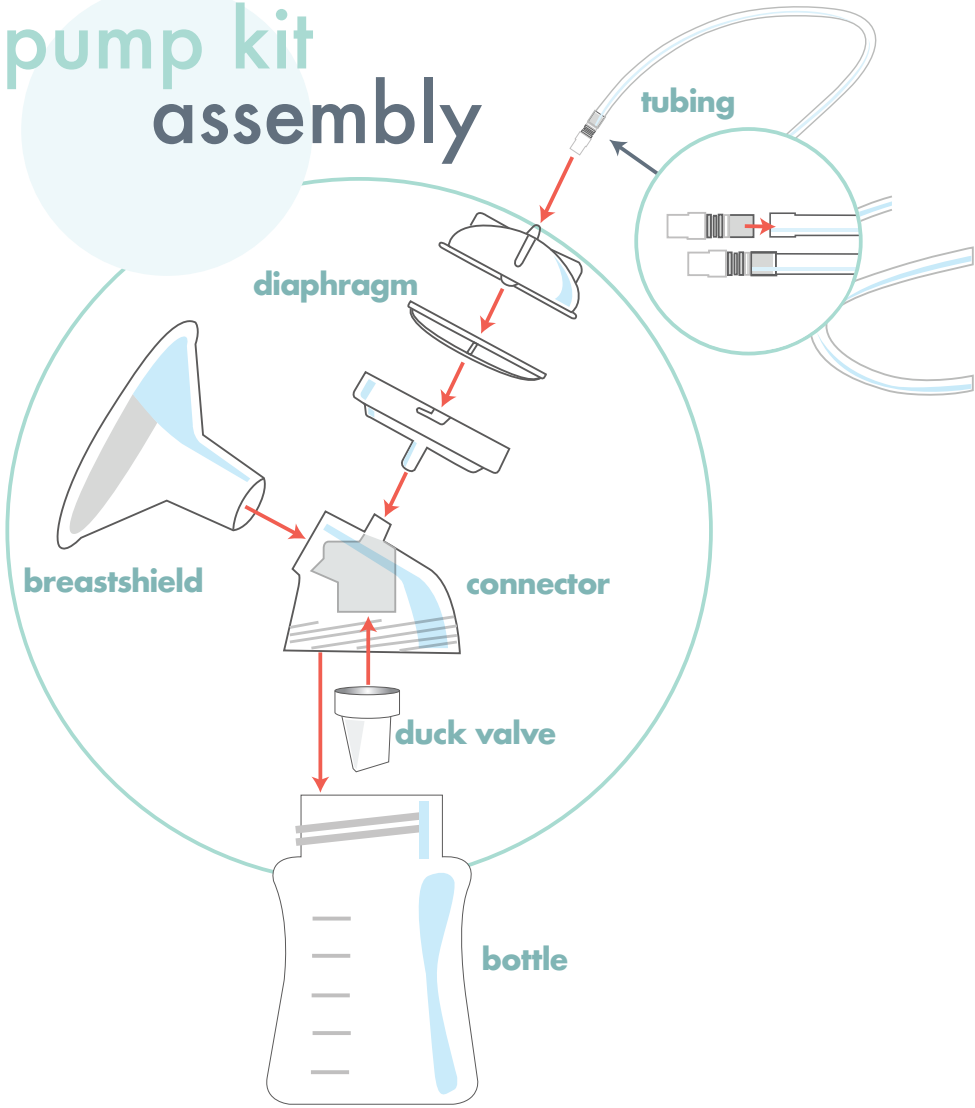
# motif

DUO

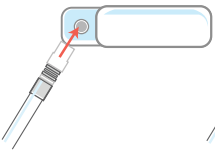
## Quick Start Guide



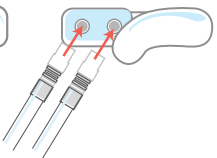
# pump kit assembly



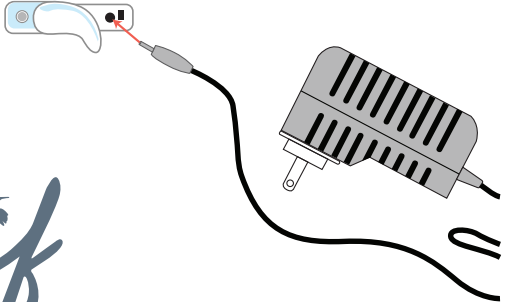
single-pumping



double-pumping

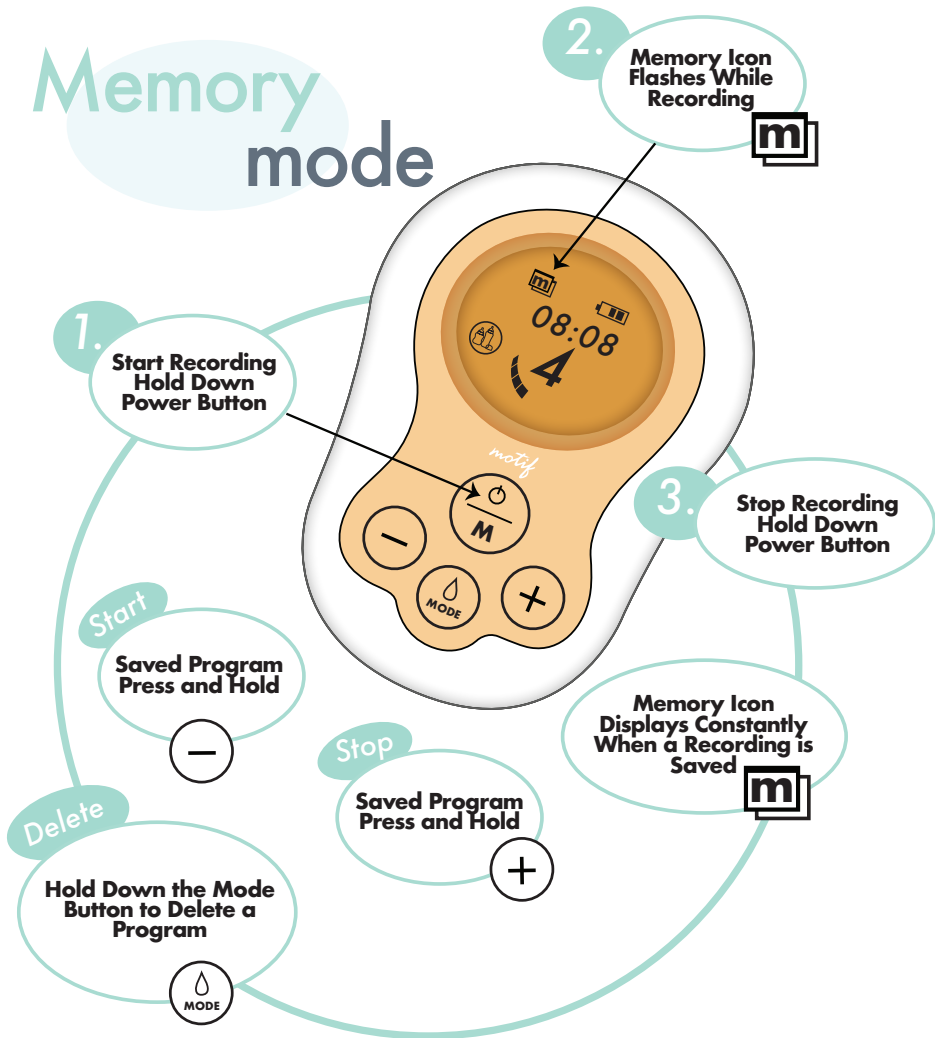


connecting the adapter



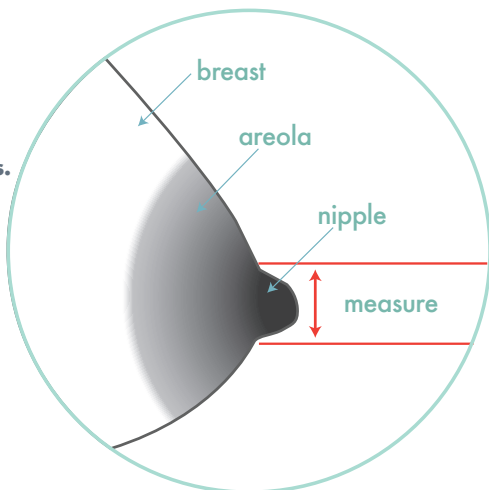
*motif*  
MEDICAL

# Memory mode



## breastshield sizing

- Pump in Expression mode for 5 minutes.
- Measure diameter of swollen nipple.
- Select shield 2-3mm wider than nipple.



**motif**  
MEDICAL

# motif DUO



Caution: Please refer to the Motif Duo Operation Manual for a complete overview of this product. You can download the operation manual at [motifmedical.com](http://motifmedical.com)



## Intended Use

The Motif Duo Double Electric Breast Pump is intended for use by lactating women to express and collect breast milk. The Duo can be used as a single or double pump and is intended for personal use only.  
– sharing a breast pump can present a health hazard.

## Contraindications

There are no known contraindications for this breast pump.

## Product Configuration

The Motif Duo double electric breast pump utilizes a vacuum to express breast milk. The motor is classified as a medium vacuum with an intermittent suction device.

## Safety Information

### Warning Symbols

The following symbols are important for user safety. Failure to follow these instructions can lead to personal injury or damage to the breast pump. When used in conjunction with the following words, the symbols indicate:

<b>WARNING</b>	<b>A hazard of serious injury or death.</b>
<b>CAUTION</b>	<b>A hazard of minor injury or damage to the system.</b>

## need more help?

Visit us at [motifmedical.com](http://motifmedical.com)  
or contact our expert customer service team!

Find us on social media!



# motif MEDICAL

**Motif Medical**  
8 The Green, Suite #5601,  
Dover, DE 19901  
Phone: (844) 272-8390  
Email: [info@motifmedical.com](mailto:info@motifmedical.com)